

Core 3" JA8 T24 Classic White Wall Wash



Photograph: Scott Frances

Core 3 inch JA8 T24 Classic White Wall Wash

Now available with CEC T24 2016/2019 JA8 Compliant features for California-based projects. Recessed downlights that are economically priced and competitive, Core 3 delivers top quality performance while still achieving price targets for budget conscious projects.

- **Ideal Applications:** Small to Medium-Scaled Spaces
- **Recommended for Ceiling Height:** 8' – 14'
- **Light Type:** Consistent warm or neutral white, soft ambient light

Round Trimmed



Square Trimmed

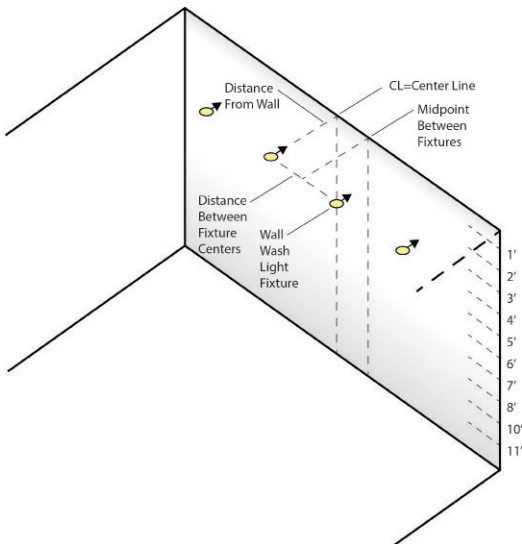


3" WALL WASH PERFORMANCE DATA

Classic White

Shape	Round	Square
Delivered Lumens:	650	775
Lumens Per Watt:	45	50
Source Lumens:	1275	
Wattage	15W	
CCT:	2700K or 3000K	
CRI:	90+	
Beamspread:	Wall Wash Fixed Asymmetric	

PHOTOMETRIC DATA



Light Levels on Wall												
From Ceiling	2' From Wall		3' From Wall				4' From Wall					
	2' Centers		3' Centers		3' Centers		4' Centers		4' Centers		5' Centers	
	CL	Mid	CL	Mid	CL	Mid	CL	Mid	CL	Mid	CL	Mid
1'	17	17	13	11	6	6	5	4	3	3	2	2
2'	30	30	21	20	12	12	10	9	5	6	5	4
3'	27	27	18	18	14	14	11	10	8	8	6	6
4'	20	20	13	14	13	13	10	10	8	8	7	6
5'	15	15	10	10	11	11	8	8	8	8	6	6
6'	12	12	7	8	9	9	7	7	7	7	6	6
7'	9	9	5	6	7	7	6	6	5	6	5	5
8'	7	7	5	5	6	6	5	5	5	5	4	4
9'	6	6	4	4	5	5	4	4	5	5	4	4
10'	5	5	4	4	4	5	4	4	4	4	3	3
11'	5	5	3	3	4	4	3	3	4	4	3	3
12'	4	4	3	3	4	4	3	3	3	3	3	3
13'	4	4	3	3	3	3	3	3	3	3	2	2
14'	3	3	2	2	3	3	2	2	2	2	2	2

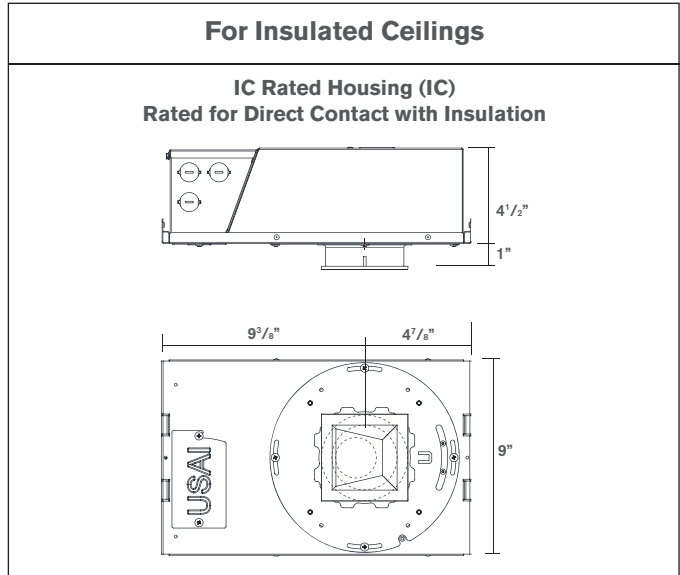
CL= Center Line of Fixture. Mid=Midpoint between two fixtures
= maximum Light Level

Average light levels are provided in the tables above, for a range of lighting fixture layouts and ceiling heights. All illuminance values are reported in average footcandles (fc) and measured at the wall at heights indicated.

Core 3" JA8 T24 Classic White Wall Wash

Four Easy Steps to Specify

1 Select Housing Type



2 Select White Light

Warm White (C27)



2700 Kelvin
Similar to Incandescent

Neutral White (C30)



3000 Kelvin
Similar to Halogen


3 Select Dimming Control Type - Smooth Dimming to 1% Standard

0-10V Low Voltage Dimming (IV15A)



Compatible with 0-10V Controls

Phased Line Voltage Dimming (IP15A)



Compatible with Forward and Reverse Phase Dimmers

4 Select Shape

Square



Round



Trims are provided with flange and multidiffusion wallwash lens, in white finish

See Next Page For How to Specify

Core 3" JA8 T24 Classic White Wall Wash



How to Specify

Manufacturer	Light Fixture Type			LED + Control			Options				Revision
USAI	3CR	W1	IC				F	Y	M	WH	J8
USAI	Family	Function	Housing Type	LED Color	Wattage Driver	Shape	Style	Beam Spread	Lens	Finish	Version
USAI Lighting	3CR 3" Core Downlight, 15W	W1 Fixed Asymmetric Downlight	IC Insulation-Contact Rated Housing / Airtight	C27 Warm White 2700K High 90+ CRI C30 Neutral White 3000K High 90+ CRI	IP15A Integral Phase Dimming Driver, to 1% 120V only, 15W IV15A Integral 0-10V Dimming Driver, to 1% 120V-277V, 15W	R Round S Square	F Trimmed	Y Wall Wash	M Multi Diffusion	WH White	J8

CORE 3 JA8 SPECIFICATIONS

FIELD REPLACEABLE LED LIGHT ENGINE

is serviceable through the aperture without tools. All USAI Lighting Classic White light engines feature industry leading color consistency within a 2-Step MacAdam's ellipse.

FIELD REPLACEABLE DRIVER

Driver complies with IEEE62.41 surge protection. Multiple dimming driver options are available; some on-time delay may be experienced, depending on control system used.

HOUSING

Fabricated of black electrocoated 20 ga. steel with 18 ga. steel thru wire J-box, 4 in 4 out at min. 90°C, #12 AWG thru branch circuit wiring. IC-rated housings are rated for direct contact with insulation.

MOUNTING

Adjustable nailer bars with integral nails provided. Nailer bars are extendible from 14" to 24" centers.

CEILING CUT OUT

Round: 3-5/8" Ø
Square: 3-1/2" x 3-1/2"

LISTINGS

Dry/Damp/Wet location. CEC / Title 24 2016 JA8 Compliant, see CEC website for exact models included. NRTL/CSA-US tested to UL standards. IBEW union made.



NOTES

- Not for use in corrosive environment.
- Use of pressure washer voids warranty.

PHOTOMETRICS

Consult factory or website for IES files. Tested in accordance with IESNA LM79.